







What Shutter Options are Available?

Shutter Image	Shutter Type & Details	Price
 <p>Source: St. Lucie County Extension</p>	<p><i>Automatic Rolldown</i></p> <p>These shutters roll down tracks from a box above each protected opening. They are generally made of metal and lock at the bottom.</p> <p><u>Pros:</u> preinstalled, easy to use, can be motorized.</p> <p><u>Cons:</u> very expensive.</p>	<p>\$\$\$\$\$</p>
 <p>Source: www.hurricaneshuttercompany.com</p>	<p><i>Accordion</i></p> <p>These shutters are pulled together from the side of each protected opening. They are generally made of metal and lock together or to a middle divider.</p> <p><u>Pros:</u> preinstalled, easy to use.</p> <p><u>Cons:</u> somewhat expensive, architecturally less appealing.</p>	<p>\$\$\$</p>
 <p>Source: Florida Coastal Monitoring Program</p>	<p><i>Awning</i></p> <p>These shutters are dropped down and locked in place. They are made of metal or fiberglass and provide full window shade when not in use.</p> <p><u>Pros:</u> preinstalled, easy to use.</p> <p><u>Cons:</u> somewhat expensive, architecturally less appealing.</p>	<p>\$\$\$</p>
 <p>Source: www.stormshutters.com</p>	<p><i>Bahama Awning and Colonial Shutter</i></p> <p>These louvered panel shutters are either Awning (which provide partial shade when not in use) or Colonial style.</p> <p><u>Pros:</u> preinstalled, easy to use, architecturally appealing.</p> <p><u>Cons:</u> somewhat expensive, strength varies greatly by design.</p>	<p>\$\$\$</p>
 <p>Source: www.stormshutters.com</p>	<p><i>Hurricane Screen</i></p> <p>These shutters are made from a partially porous reinforced fabric that reduces wind pressures and debris impact damage.</p> <p><u>Pros:</u> fairly inexpensive, allow light through, easy to store.</p> <p><u>Cons:</u> somewhat new technology, debris impacts can break windows in contact with screen, best for non-glazed openings.</p>	<p>\$\$ - \$\$\$</p>
 <p>Source: Florida Coastal Monitoring Program</p>	<p><i>Storm Panel</i></p> <p>These shutters must be stored and installed temporarily for a storm. They are made of steel or aluminum panels that are locked into a preinstalled steel channel above/below the protected opening, or they can be anchored or bolted directly to the house.</p> <p><u>Pros:</u> inexpensive, strong.</p> <p><u>Cons:</u> often heavy, difficult to install and store.</p>	<p>\$\$</p>
<p>N/A</p>	<p><i>Plywood</i></p> <p>See our “Protect with Plywood” document for more information.</p>	<p>\$</p>